

VOX's Atlanta Teen Survey 2020

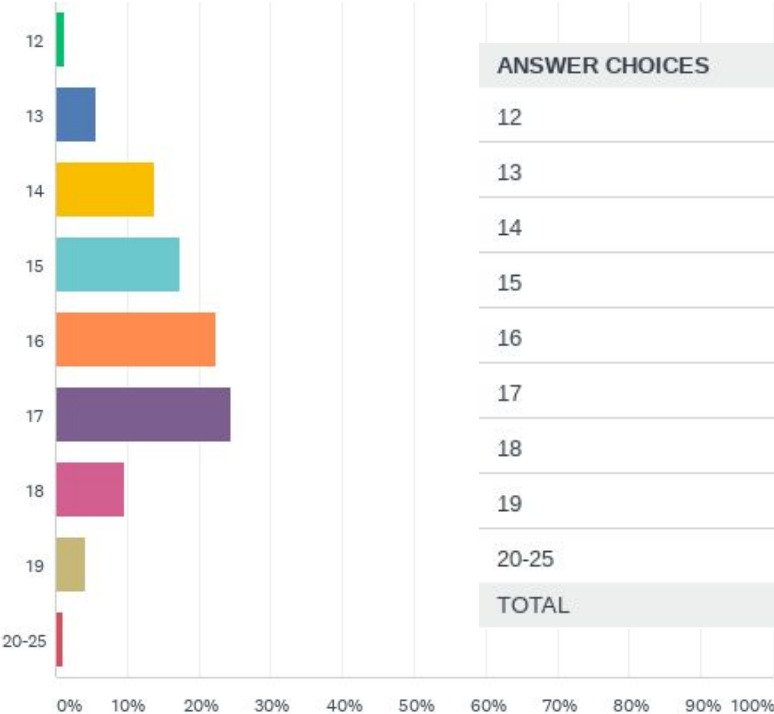
Survey Conducted April - August 2020

911 Total Responses

597 Complete Responses

Participant Demographics: Age

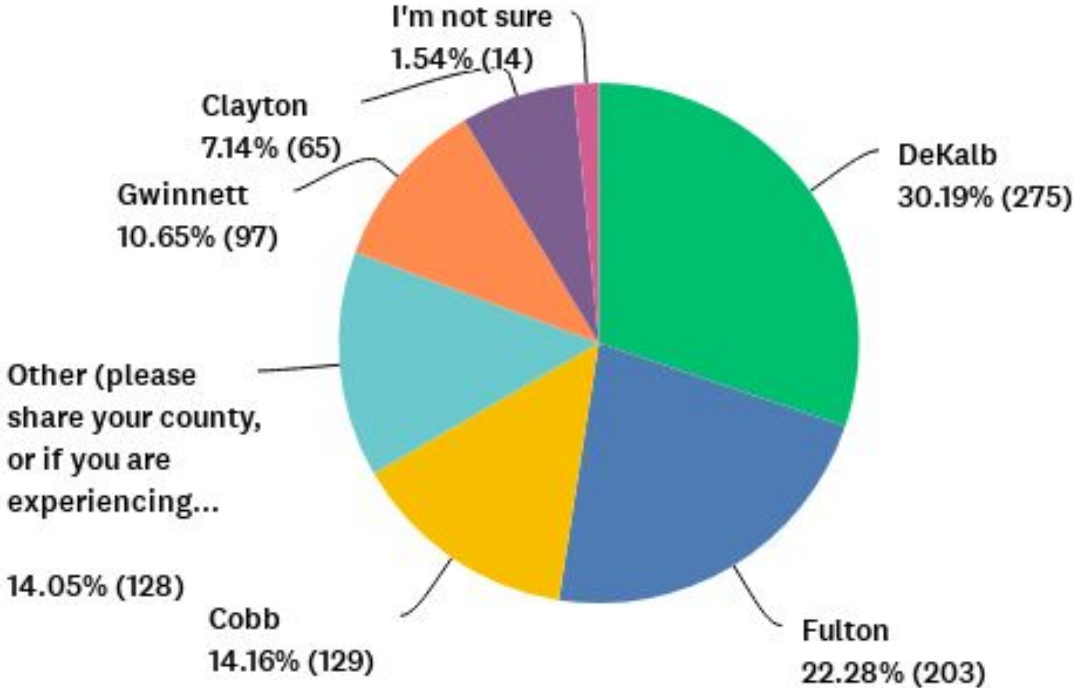
Answered: 911 Skipped: 0



| ANSWER CHOICES | RESPONSES | |
|----------------|-----------|-----|
| 12 | 1.32% | 12 |
| 13 | 5.71% | 52 |
| 14 | 13.83% | 126 |
| 15 | 17.34% | 158 |
| 16 | 22.39% | 204 |
| 17 | 24.48% | 223 |
| 18 | 9.55% | 87 |
| 19 | 4.28% | 39 |
| 20-25 | 1.10% | 10 |
| TOTAL | | 911 |

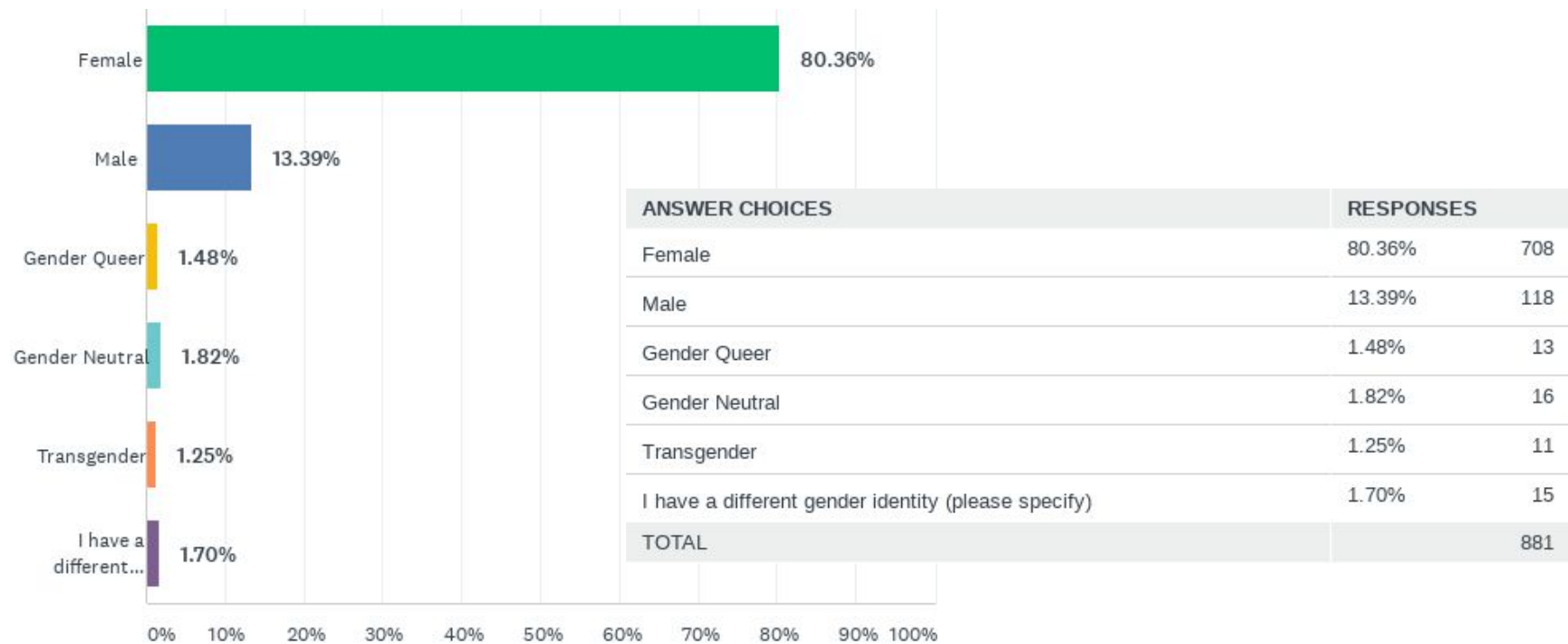
Participant Demographics: County of Residence

Answered: 911 Skipped: 0



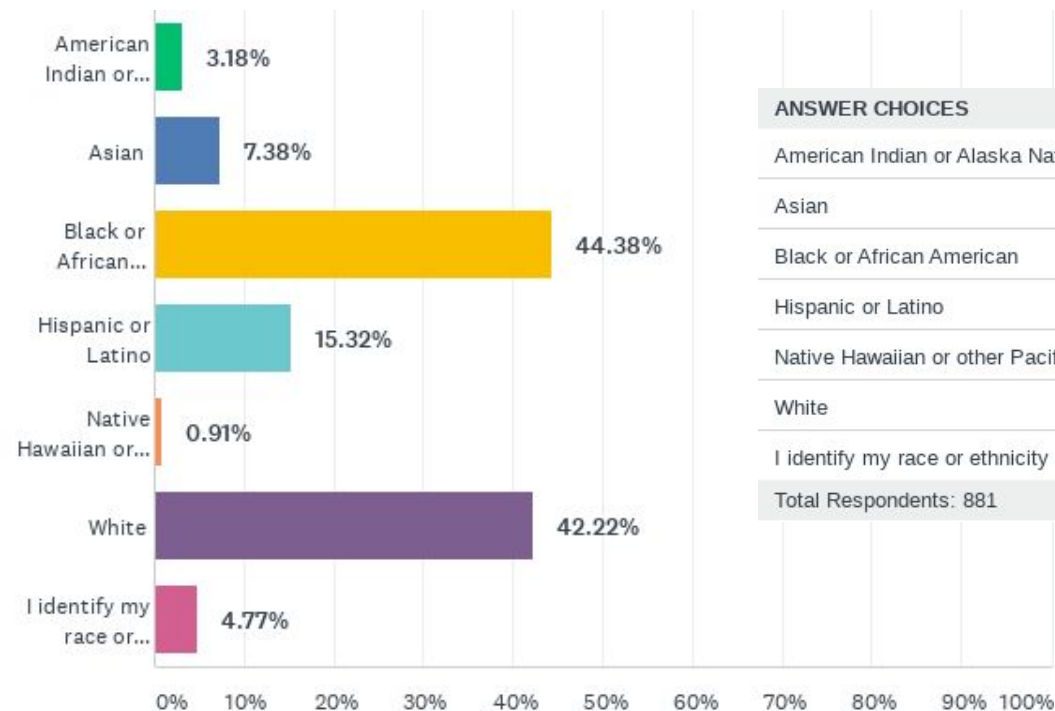
Participant Demographics: Gender Identity

Answered: 881 Skipped: 30



Participant Demographics: Race Identity

Answered: 881 Skipped: 30

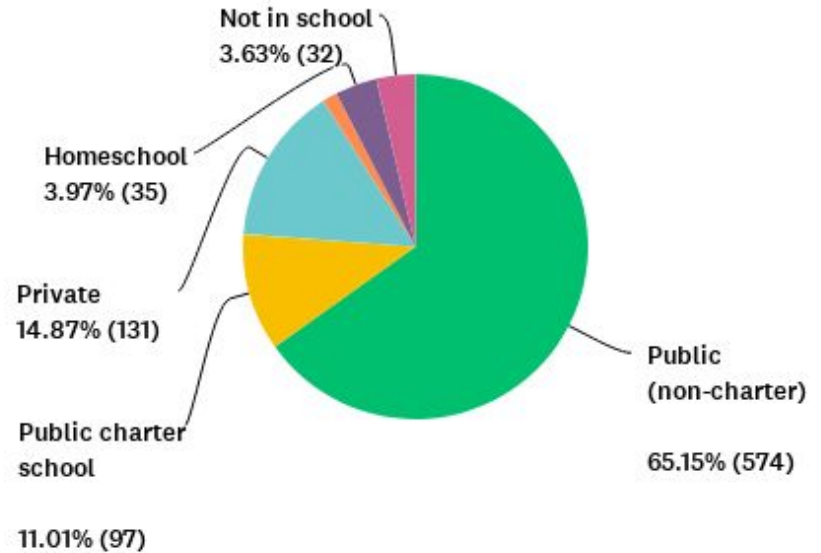


| ANSWER CHOICES | RESPONSES | |
|---|-----------|-----|
| American Indian or Alaska Native | 3.18% | 28 |
| Asian | 7.38% | 65 |
| Black or African American | 44.38% | 391 |
| Hispanic or Latino | 15.32% | 135 |
| Native Hawaiian or other Pacific Islander | 0.91% | 8 |
| White | 42.22% | 372 |
| I identify my race or ethnicity as: | 4.77% | 42 |
| Total Respondents: 881 | | |

Participant Demographics: School / type of school attending

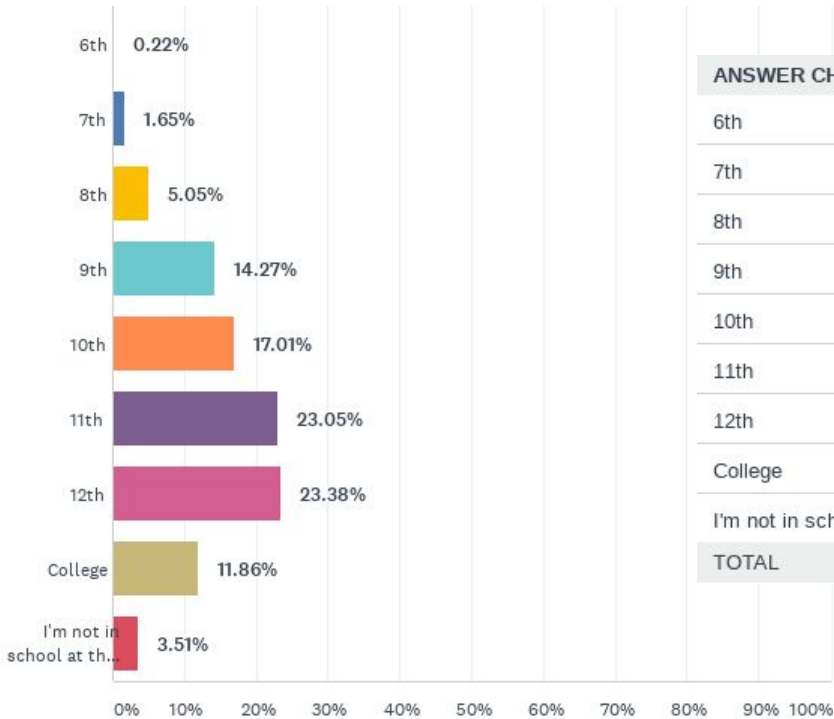
Answered: 881 Skipped: 30

| ANSWER CHOICES | RESPONSES | |
|-----------------------|-----------|-----|
| Public (non-charter) | 65.15% | 574 |
| Public magnet school | 0.00% | 0 |
| Public charter school | 11.01% | 97 |
| Private | 14.87% | 131 |
| Alternative school | 1.36% | 12 |
| Homeschool | 3.97% | 35 |
| Not in school | 3.63% | 32 |
| TOTAL | | 881 |



Participant Demographics: School / year in school

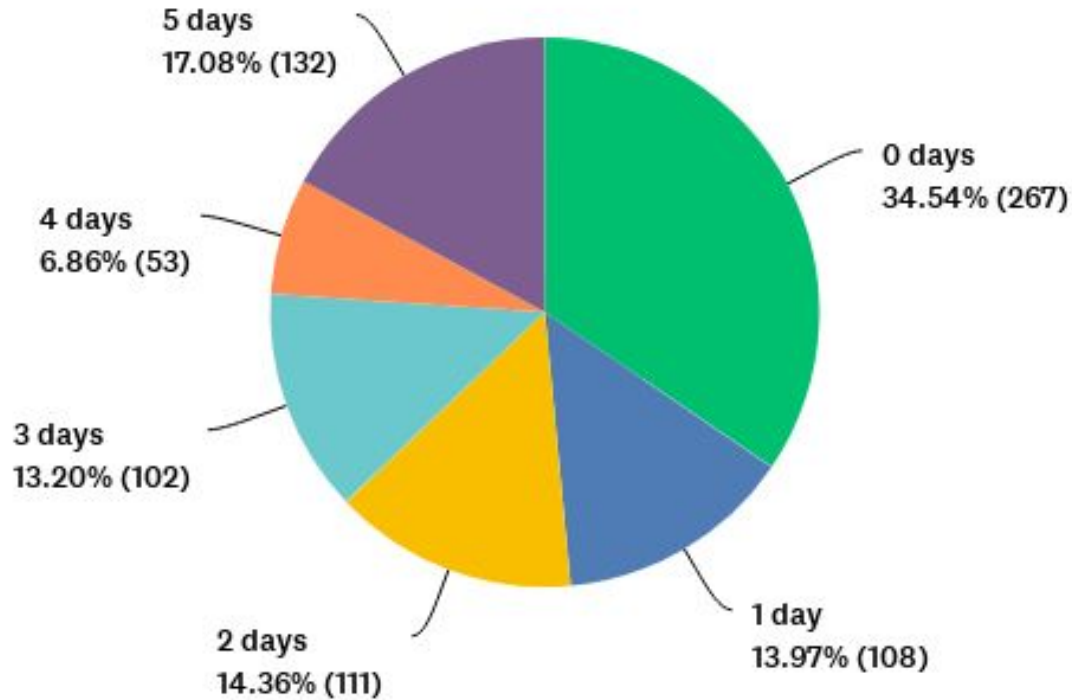
Answered: 911 Skipped: 0



| ANSWER CHOICES | RESPONSES | |
|--------------------------------|-----------|-----|
| 6th | 0.22% | 2 |
| 7th | 1.65% | 15 |
| 8th | 5.05% | 46 |
| 9th | 14.27% | 130 |
| 10th | 17.01% | 155 |
| 11th | 23.05% | 210 |
| 12th | 23.38% | 213 |
| College | 11.86% | 108 |
| I'm not in school at this time | 3.51% | 32 |
| TOTAL | | 911 |

Out-of-School Time: How many days per week (pre-Covid) were you home alone / somewhere unsupervised?

Answered: 773 Skipped: 138



Out-of-School Time (not during COVID-19): During a regular school week, what do you do during out-of-school hours?

Answered: 773 Skipped: 138

| | OFTEN | SOMETIMES | NEVER | TOTAL |
|---|---------------|---------------|---------------|-------|
| I go home | 73.82% 564 | 23.95% 183 | 2.23% 17 | 764 |
| I go to a friend's house | 12.42% 94 | 45.97% 348 | 41.61% 315 | 757 |
| I go to my job, internship or work-study program | 19.34% 146 | 21.06% 159 | 59.60% 450 | 755 |
| I stay at my school for after-school activities, including sports | 40.60% 311 | 34.60% 265 | 24.80% 190 | 766 |
| I hang out outdoors (alone or with friends) | 18.74% 143 | 55.05% 420 | 26.21% 200 | 763 |
| I go to an after-school program that is not at my school | 11.83% 90 | 16.95% 129 | 71.22% 542 | 761 |



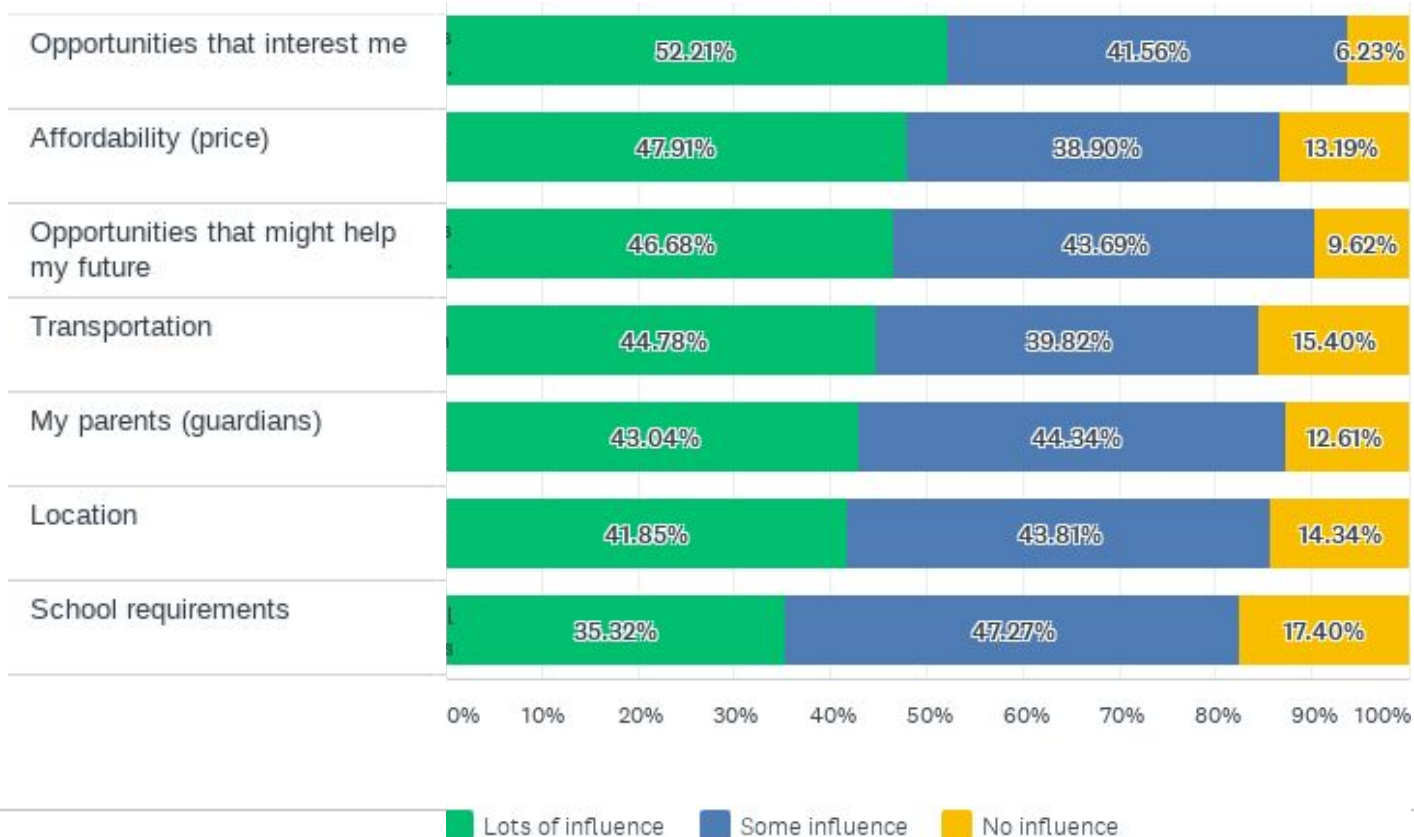
OST: What would you LIKE TO DO during out-of-school hours if you could? (Click your top 3 choices.)

Answered: 772 Skipped: 139

| ANSWER CHOICES | RESPONSES | |
|---|-----------|-----|
| Hang out in a relaxing space just for teens | 65.93% | 509 |
| Work a part-time job | 64.25% | 496 |
| Have career-related experiences (like an internship or job shadowing) | 52.72% | 407 |
| Volunteer/community service | 47.80% | 369 |
| Play a sport | 33.81% | 261 |
| Get homework or school support | 19.69% | 152 |
| Other (please specify) | 8.68% | 67 |
| Total Respondents: 772 | | |

OST: What influences how you spend your time during out-of-school hours?

Answered: 771 Skipped: 140



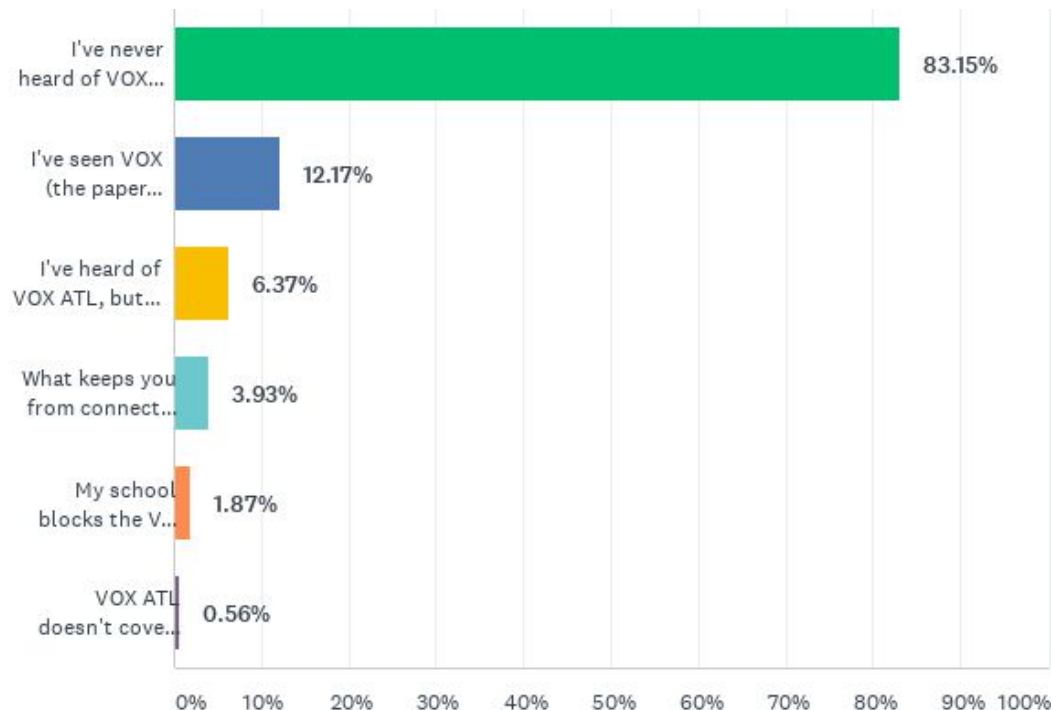
Q12: What influences how you spend your time during out-of-school hours?

Answered: 771 Skipped: 140

| | LOTS OF INFLUENCE | SOME INFLUENCE | NO INFLUENCE | TOTAL |
|---|-------------------|----------------|---------------|-------|
| Opportunities that interest me | 52.21% 402 | 41.56% 320 | 6.23% 48 | 770 |
| Affordability (price) | 47.91% 367 | 38.90% 298 | 13.19% 101 | 766 |
| Opportunities that might help my future | 46.68% 359 | 43.69% 336 | 9.62% 74 | 769 |
| Transportation | 44.78% 343 | 39.82% 305 | 15.40% 118 | 766 |
| My parents (guardians) | 43.04% 331 | 44.34% 341 | 12.61% 97 | 769 |
| Location | 41.85% 321 | 43.81% 336 | 14.34% 110 | 767 |
| School requirements | 35.32% 272 | 47.27% 364 | 17.40% 134 | 770 |

Q14: I don't connect with VOX ATL because (check all that apply)...

Answered: 534 Skipped: 377



Q14: I don't connect with VOX ATL because (check all that apply)...

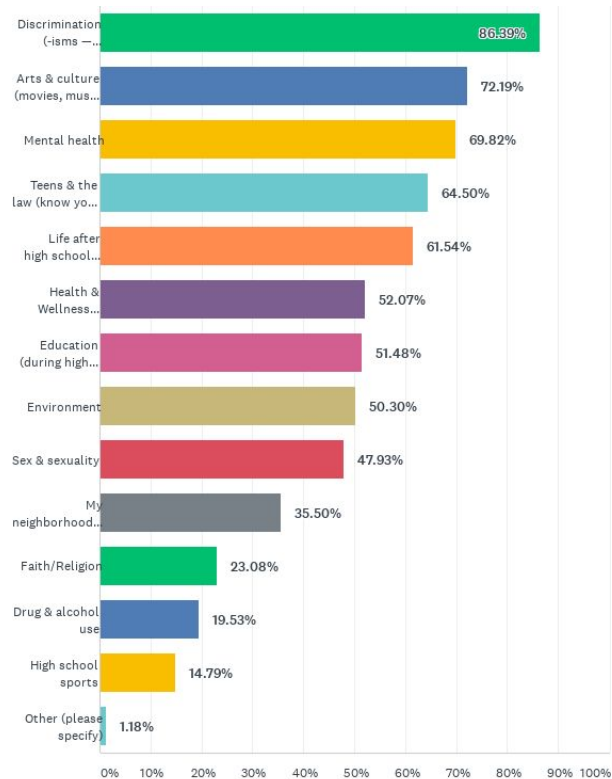
Answered: 534 Skipped: 377

| ANSWER CHOICES | RESPONSES | |
|---|-----------|-----|
| I've never heard of VOX ATL before now... | 83.15% | 444 |
| I've seen VOX (the paper and/or the website) but don't know what it is | 12.17% | 65 |
| I've heard of VOX ATL, but it doesn't seem to apply to me | 6.37% | 34 |
| What keeps you from connecting with VOX ATL / enjoying teens' content? | 3.93% | 21 |
| My school blocks the VOX ATL website (voxatl.org) | 1.87% | 10 |
| VOX ATL doesn't cover topics I care about (keep going on the survey...there will be a place to tell us what you care about) | 0.56% | 3 |
| Total Respondents: 534 | | |

Your Concerns:

What topics are most important to you today? (Select all that apply.)

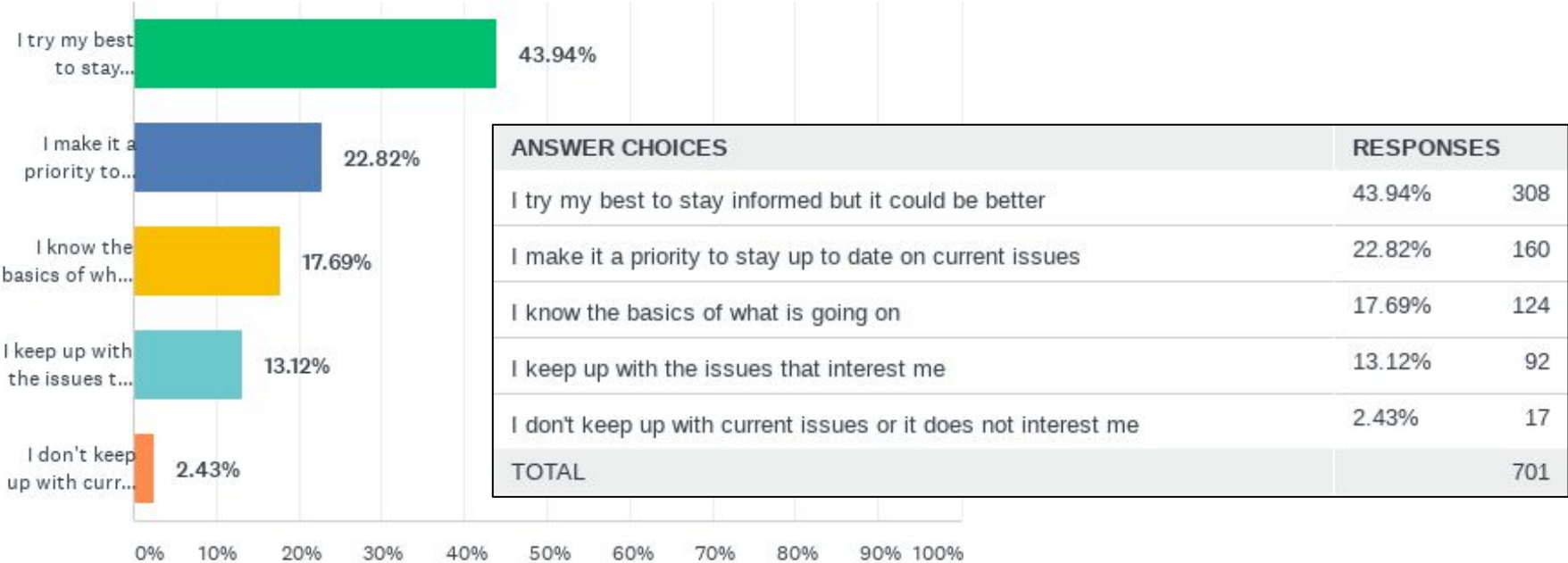
Answered: 169 Skipped: 742



| ANSWER CHOICES | RESPONSES | |
|---|-----------|-----|
| Discrimination (-isms — racism, sexism, agism, bullying, etc.) | 86.39% | 146 |
| Arts & culture (movies, music, art exhibits, performing arts) | 72.19% | 122 |
| Mental health | 69.82% | 118 |
| Teens & the law (know your rights, interaction with law enforcement) | 64.50% | 109 |
| Life after high school (college & career) | 61.54% | 104 |
| Health & Wellness (physical health, body image, access to healthcare, healthy food, healthy living) | 52.07% | 88 |
| Education (during high school years) | 51.48% | 87 |
| Environment | 50.30% | 85 |
| Sex & sexuality | 47.93% | 81 |
| My neighborhood (my ATL - the good, the bad and the ugly) | 35.50% | 60 |
| Faith/Religion | 23.08% | 39 |
| Drug & alcohol use | 19.53% | 33 |
| High school sports | 14.79% | 25 |
| Other (please specify) | 1.18% | 2 |
| Total Respondents: 169 | | |

Communications: How informed are you on current issues?

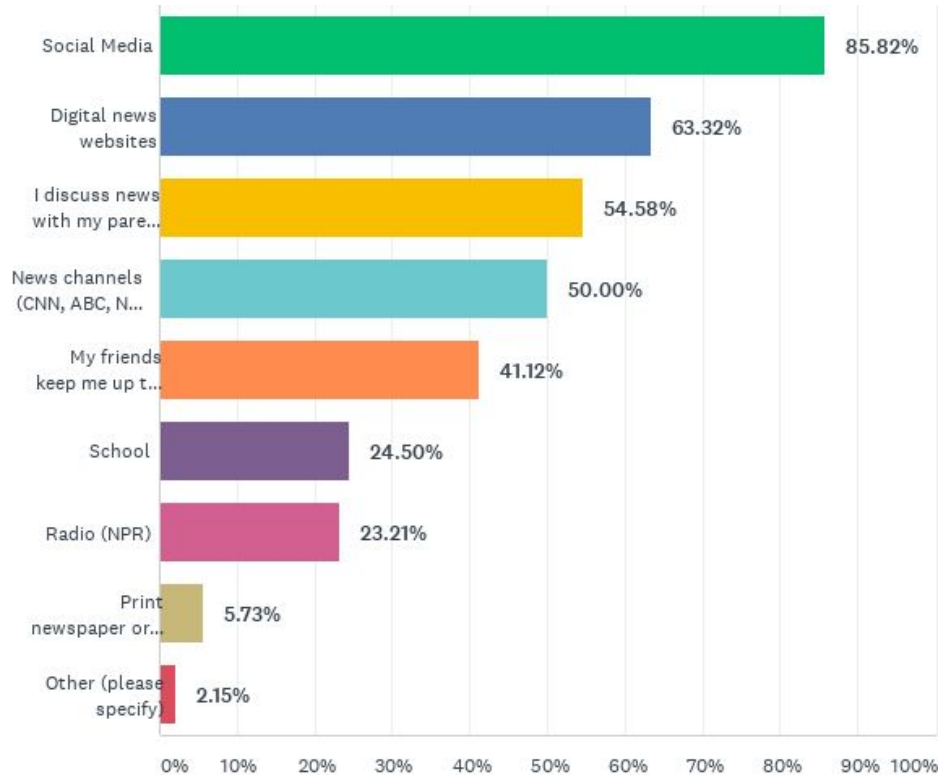
Answered: 701 Skipped: 210



Communications: Where do you get the majority of your news?

(Check all that apply.)

Answered: 698 Skipped: 213



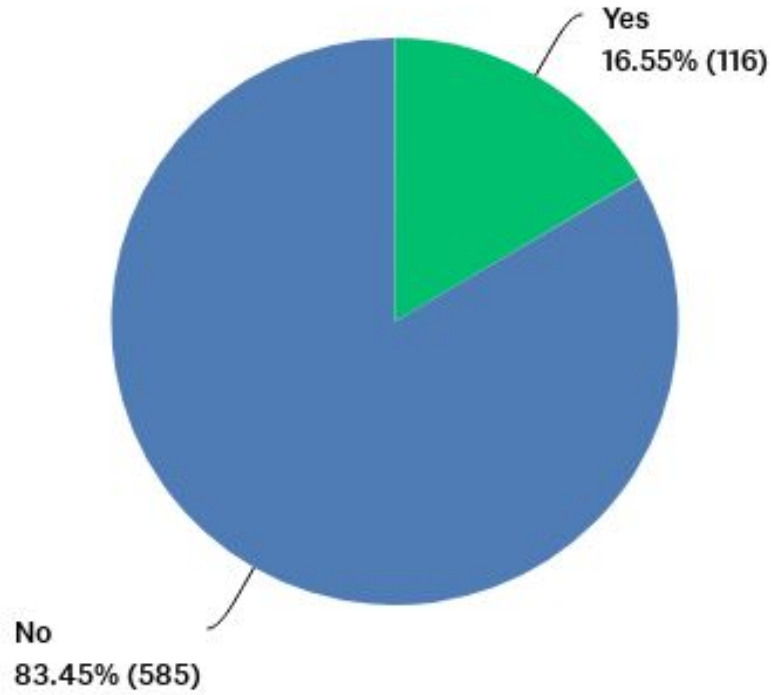
Q18: Where do you get the majority of your news? (Check all that apply.)

Answered: 698 Skipped: 213

| ANSWER CHOICES | RESPONSES | |
|---|-----------|-----|
| Social Media | 85.82% | 599 |
| Digital news websites | 63.32% | 442 |
| I discuss news with my parents and family | 54.58% | 381 |
| News channels (CNN, ABC, NBC or FOX News) | 50.00% | 349 |
| My friends keep me up to date | 41.12% | 287 |
| School | 24.50% | 171 |
| Radio (NPR) | 23.21% | 162 |
| Print newspaper or magazine | 5.73% | 40 |
| Other (please specify) | 2.15% | 15 |
| Total Respondents: 698 | | |

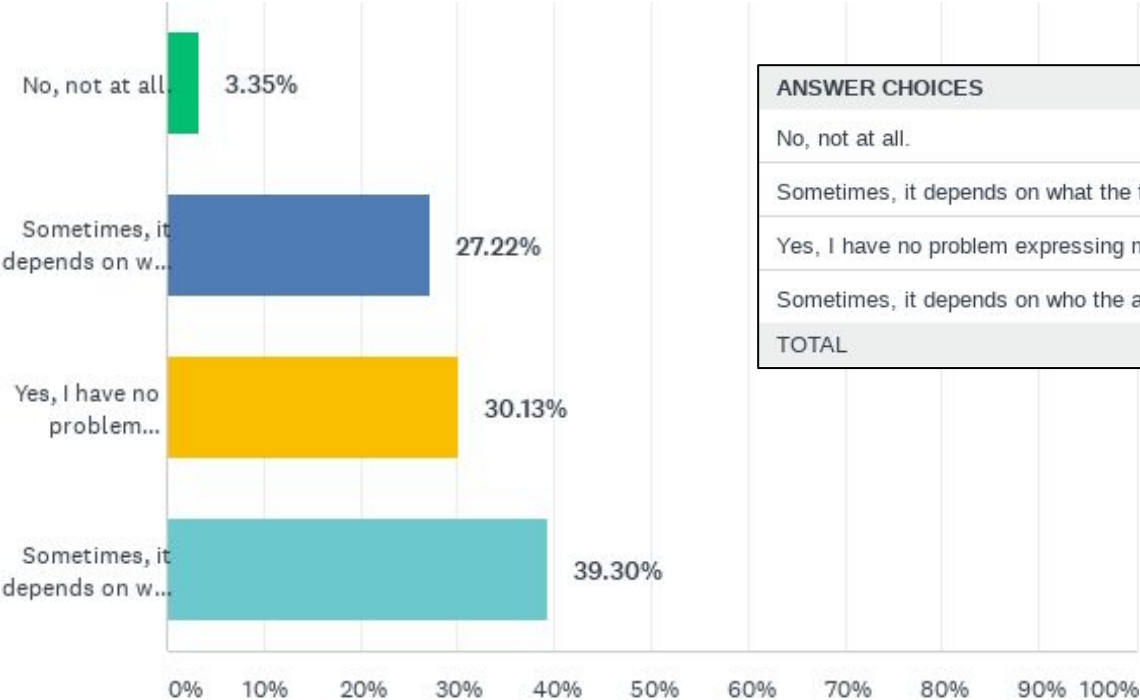
Civic Engagement - Are you registered to vote?

Answered: 701 Skipped: 210



Communications: Do you feel comfortable speaking out or sharing your opinion?

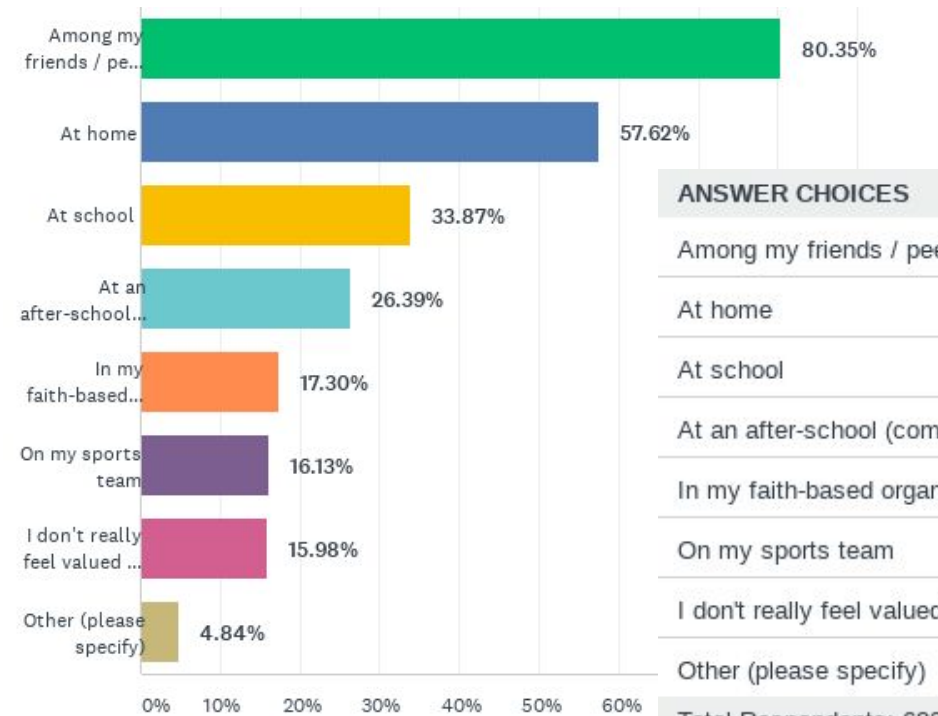
Answered: 687 Skipped: 224



| ANSWER CHOICES | RESPONSES | |
|--|-----------|-----|
| No, not at all | 3.35% | 23 |
| Sometimes, it depends on what the topic is | 27.22% | 187 |
| Yes, I have no problem expressing my opinion on things | 30.13% | 207 |
| Sometimes, it depends on who the audience is | 39.30% | 270 |
| TOTAL | | 687 |

Where do you feel valued? (Check all that apply.)

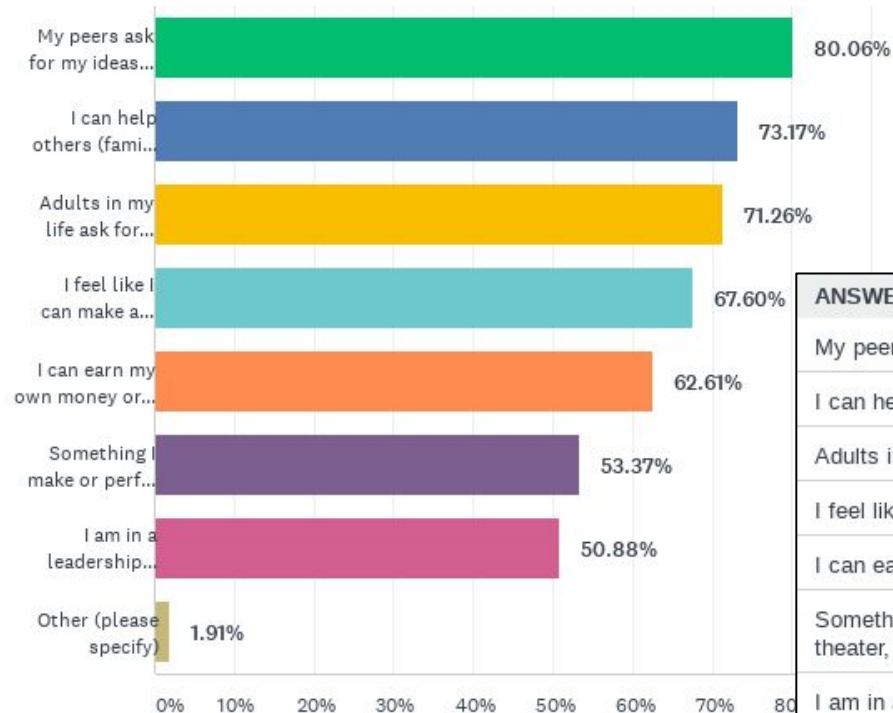
Answered: 682 Skipped: 229



| ANSWER CHOICES | RESPONSES | |
|--|-----------|-----|
| Among my friends / peer group | 80.35% | 548 |
| At home | 57.62% | 393 |
| At school | 33.87% | 231 |
| At an after-school (community) program | 26.39% | 180 |
| In my faith-based organization (e.g. church, mosque, synagogue, youth group) | 17.30% | 118 |
| On my sports team | 16.13% | 110 |
| I don't really feel valued by others at this time | 15.98% | 109 |
| Other (please specify) | 4.84% | 33 |
| Total Respondents: 682 | | |

I feel valued when... (check all that apply)

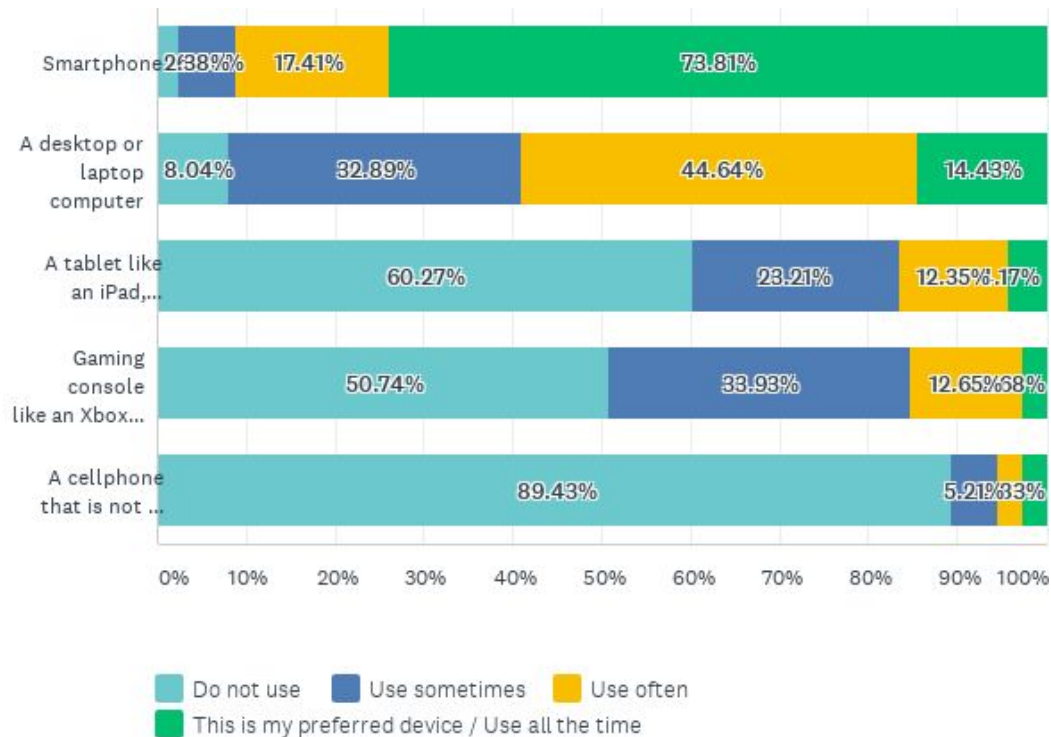
Answered: 682 Skipped: 229



| ANSWER CHOICES | RESPONSES | |
|---|-----------|-----|
| My peers ask for my ideas or opinions | 80.06% | 546 |
| I can help others (family, friends or community). | 73.17% | 499 |
| Adults in my life ask for my ideas or opinions | 71.26% | 486 |
| I feel like I can make a difference around a problem or social issue I care about. | 67.60% | 461 |
| I can earn my own money or work at an internship | 62.61% | 427 |
| Something I make or perform gets shown to others (ie. art, media, music, theater, etc.) | 53.37% | 364 |
| I am in a leadership position in an organization or group | 50.88% | 347 |
| Other (please specify) | 1.91% | 13 |
| Total Respondents: 682 | | |

OST: On a typical day BEFORE COVID-19, how much time did you spend using each of the following devices in your FREE TIME (not for school)?

Answered: 672 Skipped: 239



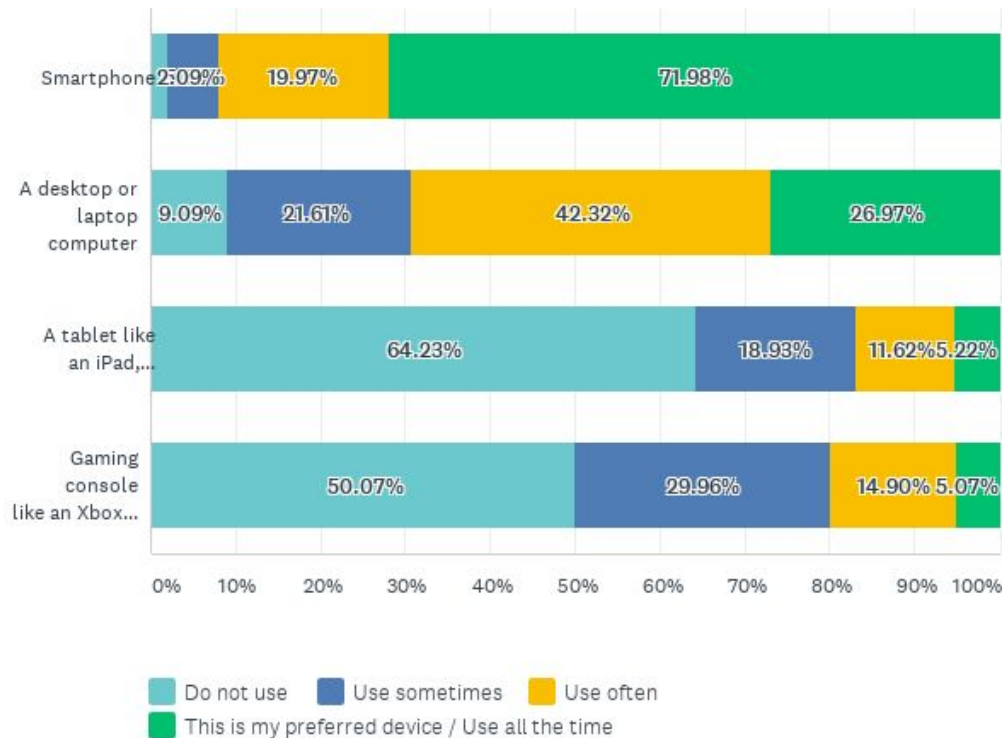
OST: On a typical day BEFORE COVID-19, how much time did you spend using each of the following devices in your FREE TIME (not for school)?

Answered: 672 Skipped: 239

| | DO NOT USE | USE SOMETIMES | USE OFTEN | THIS IS MY PREFERRED DEVICE / USE ALL THE TIME | TOTAL |
|---|---------------|---------------|---------------|--|-------|
| Smartphone | 2.38% 16 | 6.40% 43 | 17.41% 117 | 73.81% 496 | 672 |
| A desktop or laptop computer | 8.04% 54 | 32.89% 221 | 44.64% 300 | 14.43% 97 | 672 |
| A tablet like an iPad, Samsung Galaxy, or Kindle Fire | 60.27% 405 | 23.21% 156 | 12.35% 83 | 4.17% 28 | 672 |
| Gaming console like an Xbox, Playstation, or Wii | 50.74% 341 | 33.93% 228 | 12.65% 85 | 2.68% 18 | 672 |
| A cellphone that is not a smartphone | 89.43% 601 | 5.21% 35 | 2.83% 19 | 2.53% 17 | 672 |

OST - On a typical day while sheltering at home DURING the COVID-19 pandemic, how much time TOTAL do you generally spend using each of the following devices (for school and pleasure)?

Answered: 671 Skipped: 240



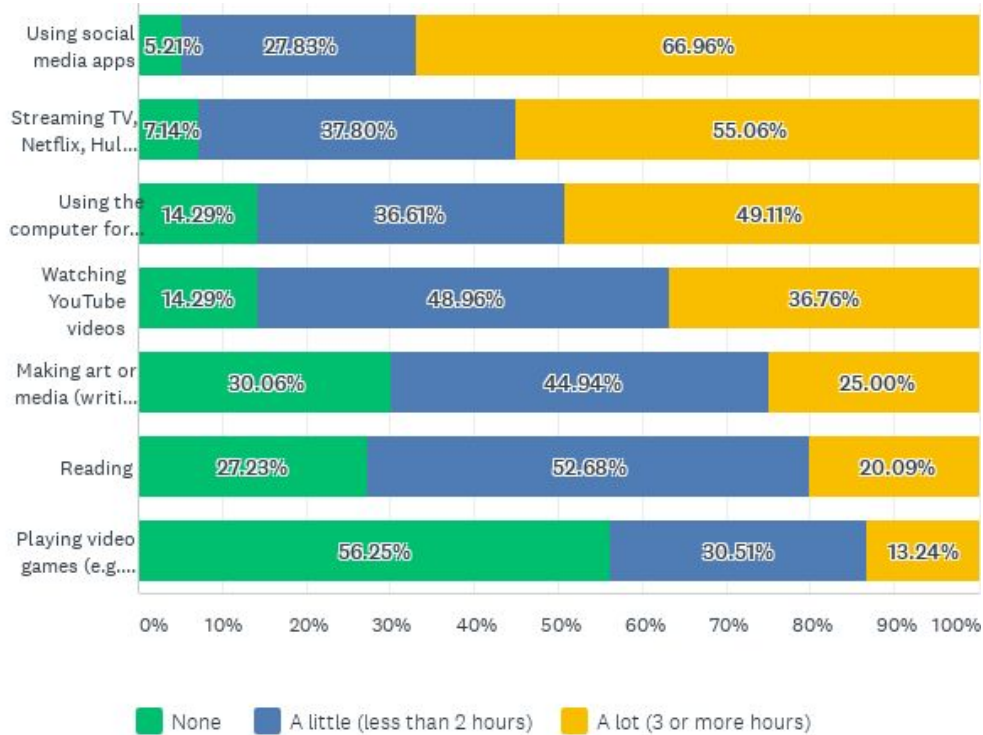
OST - On a typical day while sheltering at home DURING the COVID-19 pandemic, how much time TOTAL do you generally spend using each of the following devices (for school and pleasure)?

Answered: 671 Skipped: 240

| | DO NOT USE | USE SOMETIMES | USE OFTEN | THIS IS MY PREFERRED DEVICE / USE ALL THE TIME | TOTAL |
|--|------------------|------------------|---------------|---|-------|
| Smartphone | 2.09% 14 | 5.96% 40 | 19.97% 134 | 71.98% 483 | 671 |
| A desktop or laptop computer | 9.09% 61 | 21.61% 145 | 42.32% 284 | 26.97% 181 | 671 |
| A tablet like an iPad, Galaxy, or Fire | 64.23% 431 | 18.93% 127 | 11.62% 78 | 5.22% 35 | 671 |
| Gaming console like an Xbox, Playstation, Switch or Wii | 50.07% 336 | 29.96% 201 | 14.90% 100 | 5.07% 34 | 671 |

OST - On a typical day, how much time do you spend on each of the following activities in your free time?

Answered: 672 Skipped: 239



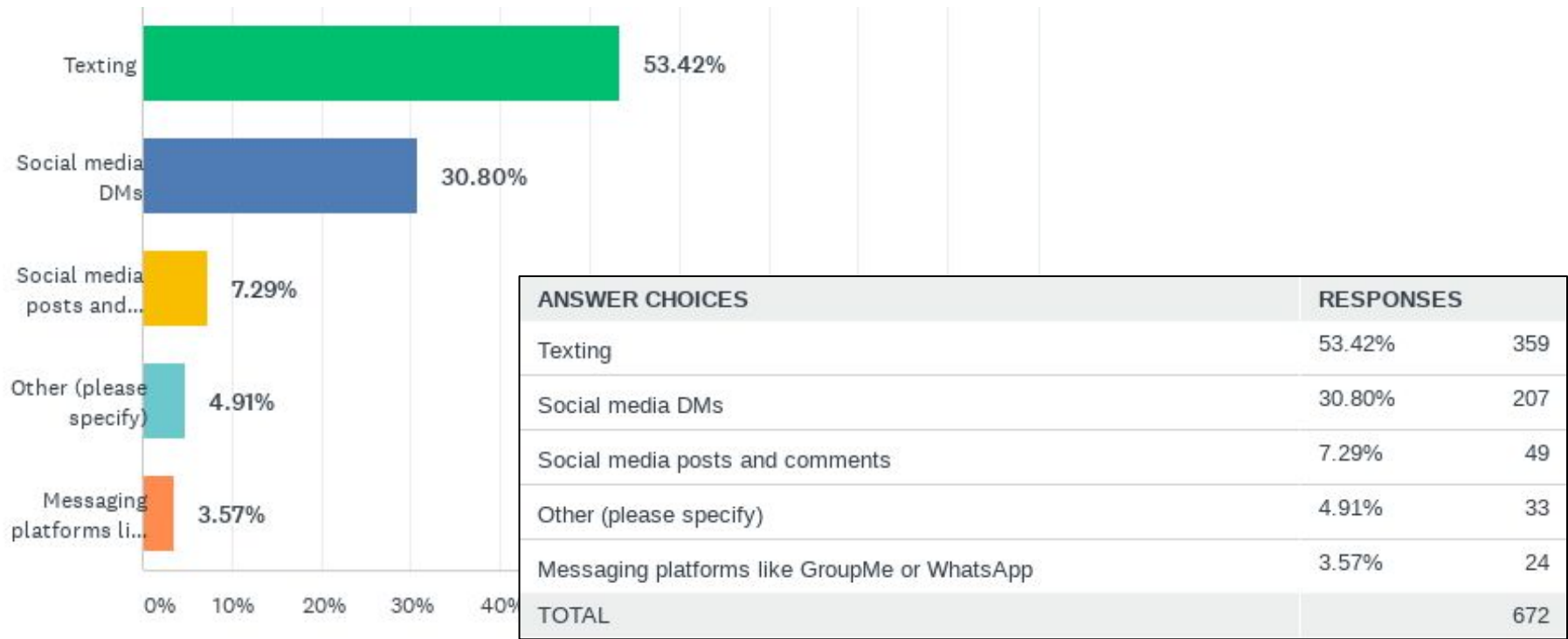
OST - On a typical day, how much time do you spend on each of the following activities in your free time?

Answered: 672 Skipped: 239

| | NONE | A LITTLE (LESS THAN 2 HOURS) | A LOT (3 OR MORE HOURS) | TOTAL |
|--|---------------|------------------------------------|-------------------------------|-------|
| Using social media apps | 5.21% 35 | 27.83% 187 | 66.96% 450 | 672 |
| Streaming TV, Netflix, Hulu, etc... | 7.14% 48 | 37.80% 254 | 55.06% 370 | 672 |
| Using the computer for school-related reasons | 14.29% 96 | 36.61% 246 | 49.11% 330 | 672 |
| Watching YouTube videos | 14.29% 96 | 48.96% 329 | 36.76% 247 | 672 |
| Making art or media (writing, video, podcast, photography, graphic arts, etc.) | 30.06% 202 | 44.94% 302 | 25.00% 168 | 672 |
| Reading | 27.23% 183 | 52.68% 354 | 20.09% 135 | 672 |
| Playing video games (e.g. Xbox, PlayStation) | 56.25% 378 | 30.51% 205 | 13.24% 89 | 672 |

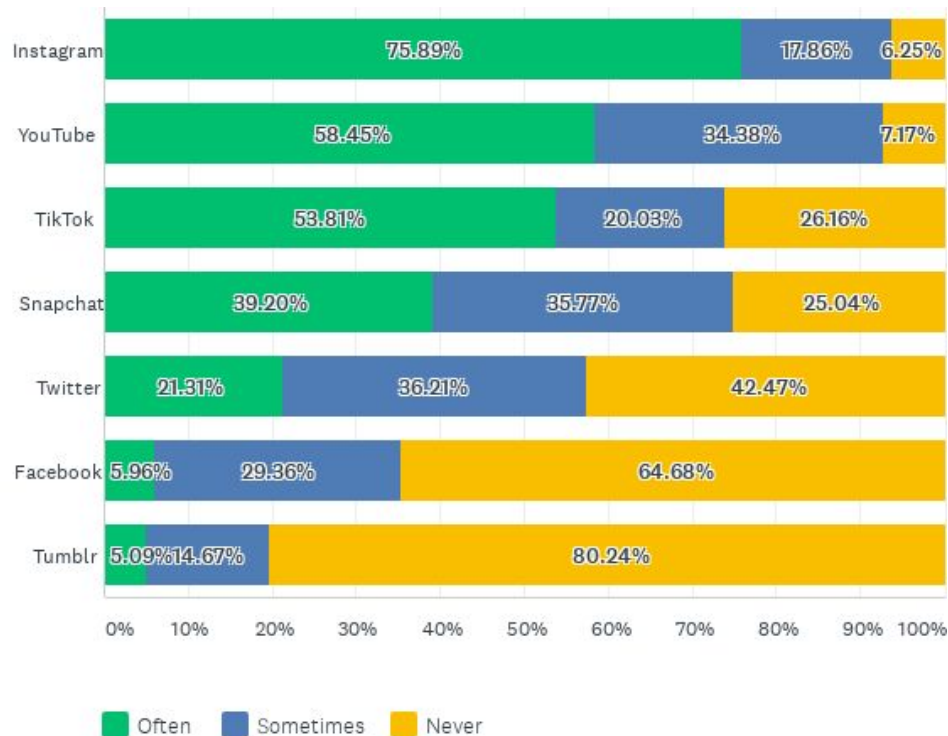
Communications - What is the most common way you communicate with your peers?

Answered: 672 Skipped: 239



Communications - How much do you use these social media apps?

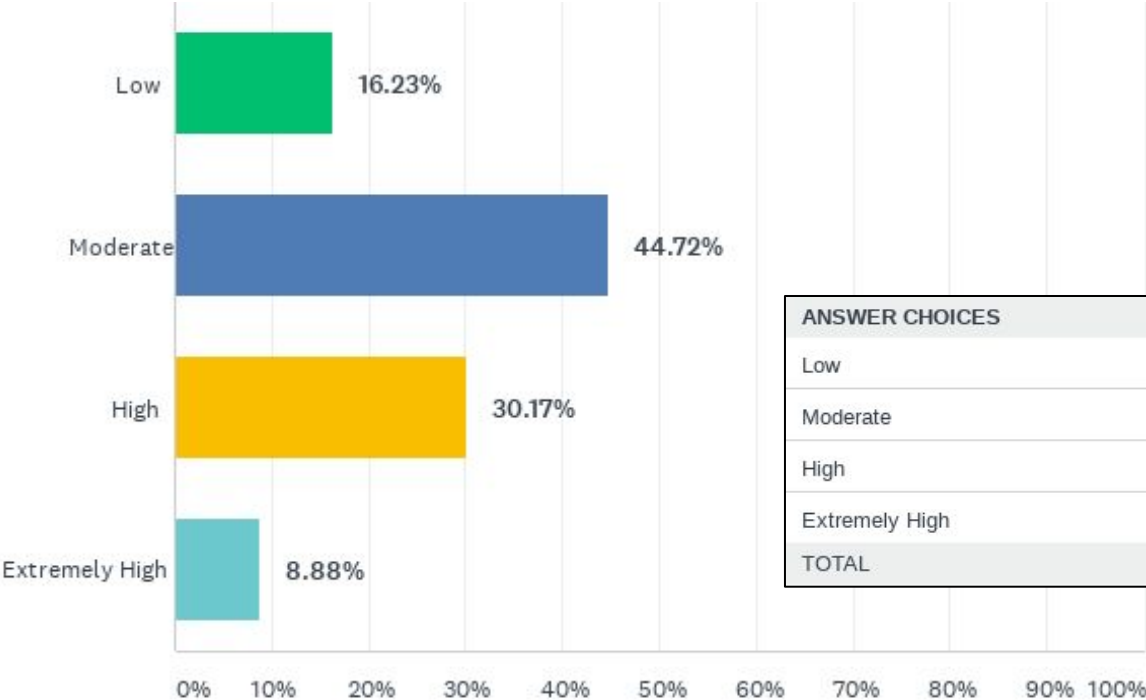
Answered: 672 Skipped: 239



| | OFTEN | SOMETIMES | NEVER | TOTAL |
|-----------|---------------|---------------|---------------|-------|
| Instagram | 75.89% 510 | 17.86% 120 | 6.25% 42 | 672 |
| YouTube | 58.45% 391 | 34.38% 230 | 7.17% 48 | 669 |
| TikTok | 53.81% 360 | 20.03% 134 | 26.16% 175 | 669 |
| Snapchat | 39.20% 263 | 35.77% 240 | 25.04% 168 | 671 |
| Twitter | 21.31% 143 | 36.21% 243 | 42.47% 285 | 671 |
| Facebook | 5.96% 40 | 29.36% 197 | 64.68% 434 | 671 |
| Tumblr | 5.09% 34 | 14.67% 98 | 80.24% 536 | 668 |

Mental Health - What is your average daily level of stress?

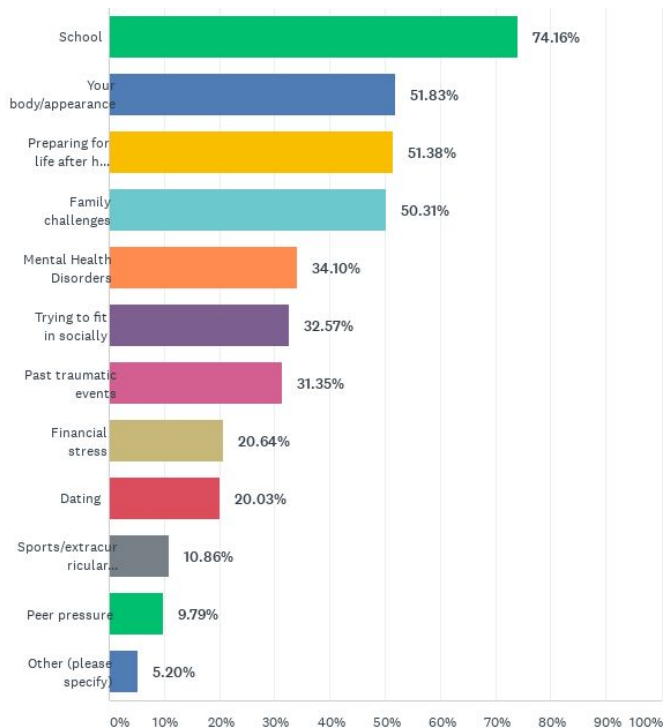
Answered: 653 Skipped: 258



| ANSWER CHOICES | RESPONSES | |
|----------------|-----------|-----|
| Low | 16.23% | 106 |
| Moderate | 44.72% | 292 |
| High | 30.17% | 197 |
| Extremely High | 8.88% | 58 |
| TOTAL | | 653 |

Q29: What causes you the most stress? (Choose your top 3.)

Answered: 654 Skipped: 257



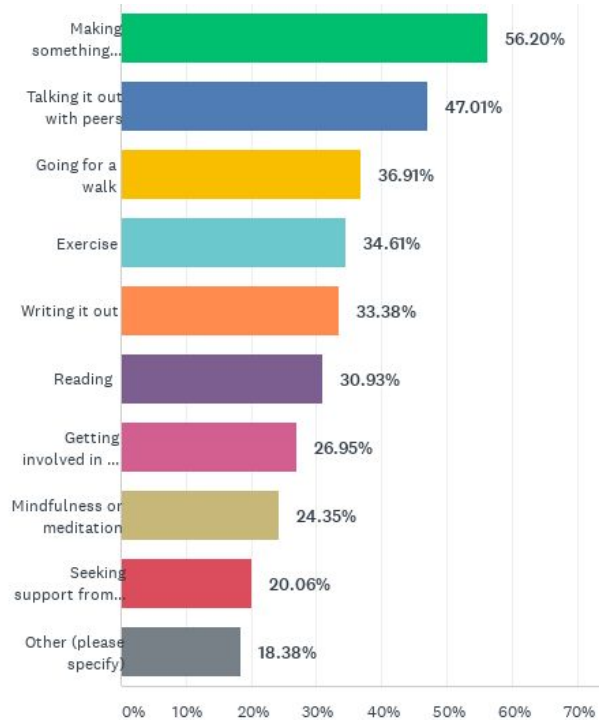
Mental Health - What causes you the most stress? (Choose your top 3.)

Answered: 654 Skipped: 257

| ANSWER CHOICES | RESPONSES | |
|--------------------------------------|-----------|-----|
| School | 74.16% | 485 |
| Your body/appearance | 51.83% | 339 |
| Preparing for life after high school | 51.38% | 336 |
| Family challenges | 50.31% | 329 |
| Mental Health Disorders | 34.10% | 223 |
| Trying to fit in socially | 32.57% | 213 |
| Past traumatic events | 31.35% | 205 |
| Financial stress | 20.64% | 135 |
| Dating | 20.03% | 131 |
| Sports/extracurricular activities | 10.86% | 71 |
| Peer pressure | 9.79% | 64 |
| Other (please specify) | 5.20% | 34 |
| Total Respondents: 654 | | |

Mental Health - What do you do that helps relieve stress?

Answered: 653 Skipped: 258

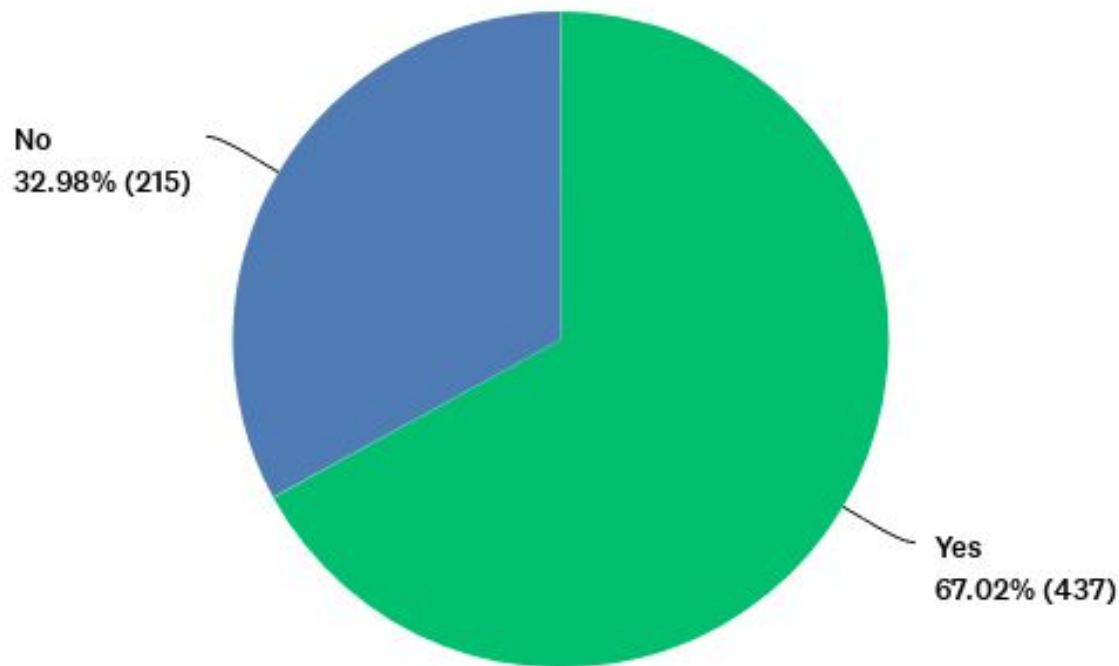


| ANSWER CHOICES | RESPONSES | |
|---|-----------|-----|
| Making something creative (art, music, writing, cooking, etc.) | 56.20% | 367 |
| Talking it out with peers | 47.01% | 307 |
| Going for a walk | 36.91% | 241 |
| Exercise | 34.61% | 226 |
| Writing it out | 33.38% | 218 |
| Reading | 30.93% | 202 |
| Getting involved in an extracurricular or sport you enjoy | 26.95% | 176 |
| Mindfulness or meditation | 24.35% | 159 |
| Seeking support from your parent/guardian or other caring adult | 20.06% | 131 |
| Other (please specify) | 18.38% | 120 |
| Total Respondents: 653 | | |

Mental Health - Stigma

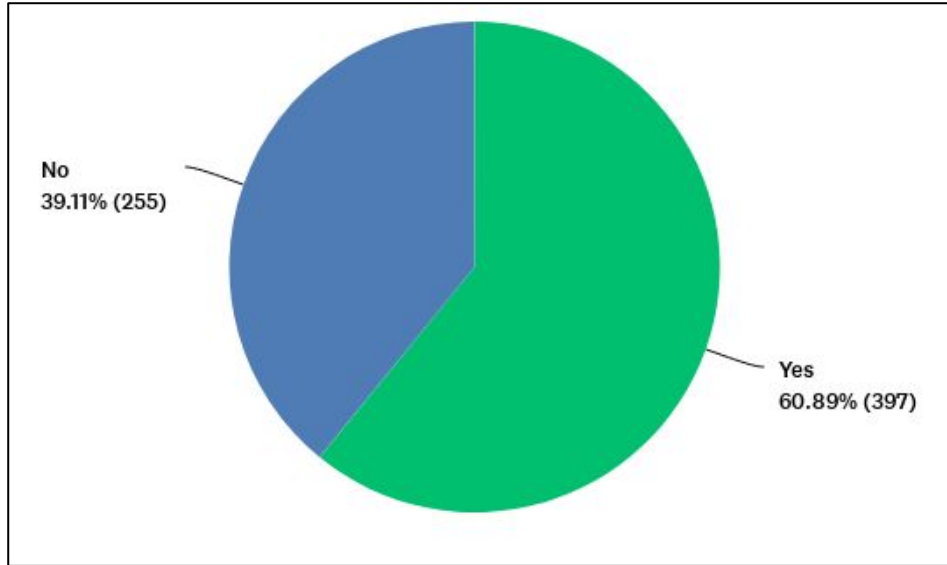
Do teens you know talk openly about mental health concerns?

Answered: 652 Skipped: 259

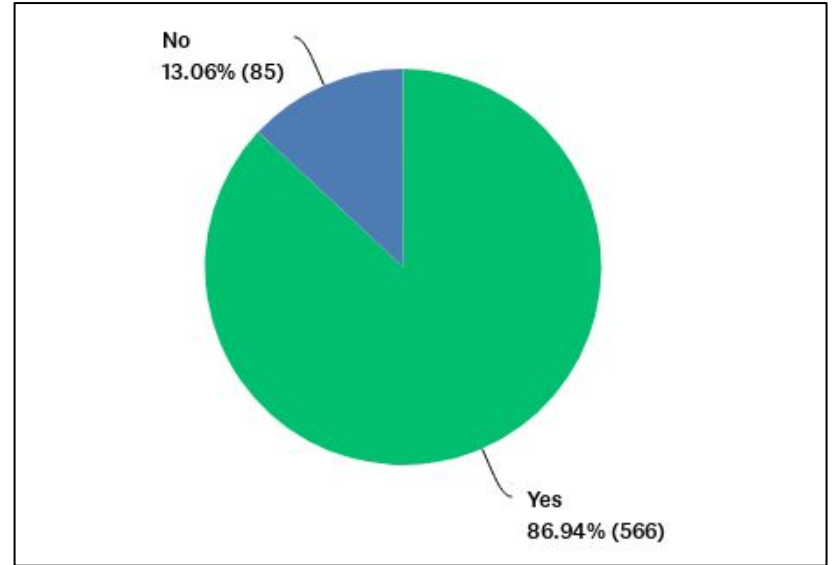


Mental Health - Suicidal Thoughts

Answered: 652 Skipped: 259



Have you ever had suicidal thoughts?

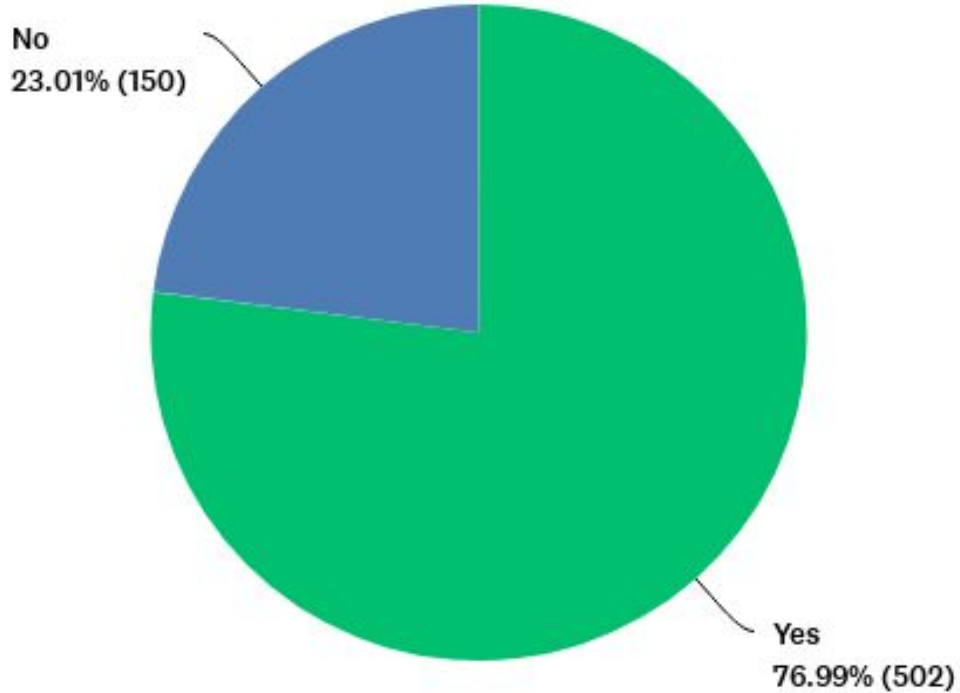


Do you know anyone who has had suicidal thoughts?

Mental Health - Access to Care

Do you know where or how to find mental health care if you need it?

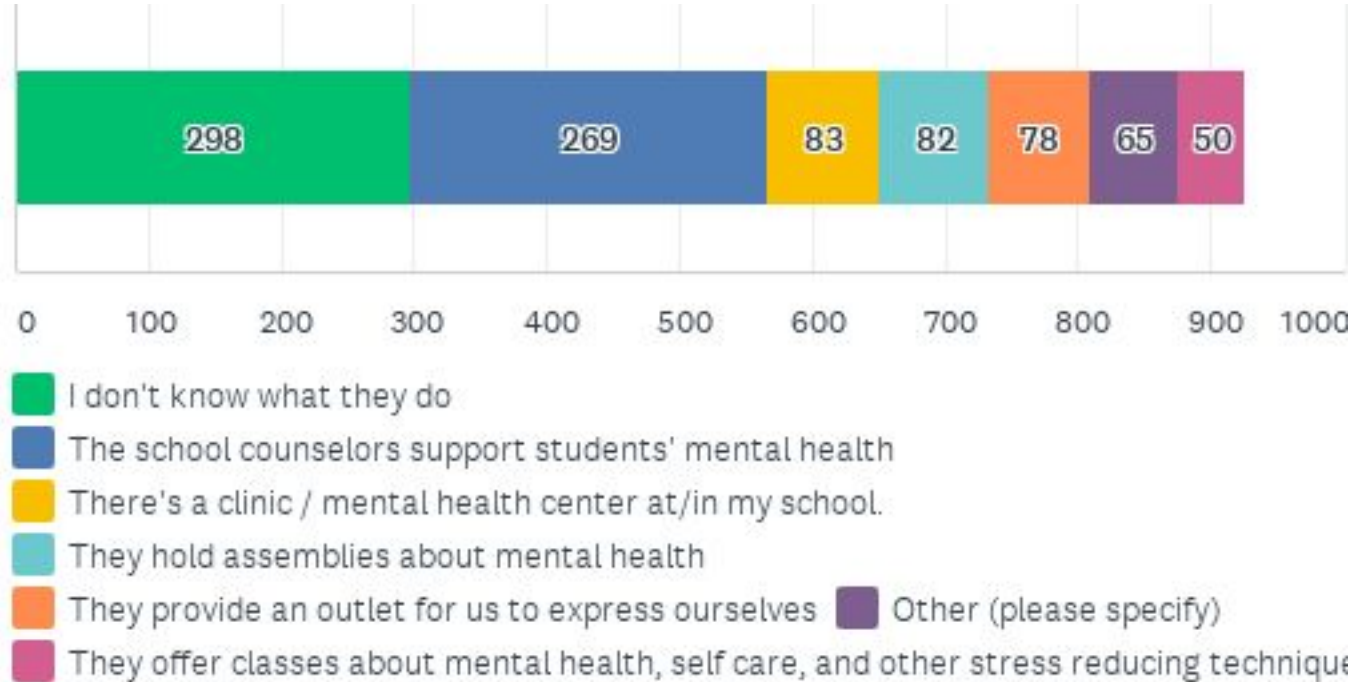
Answered: 652 Skipped: 259



Mental Health - Access to Care

What does your school do to support students' mental health?

Answered: 650 Skipped: 261



Q34: What does your school do to support students' mental health?

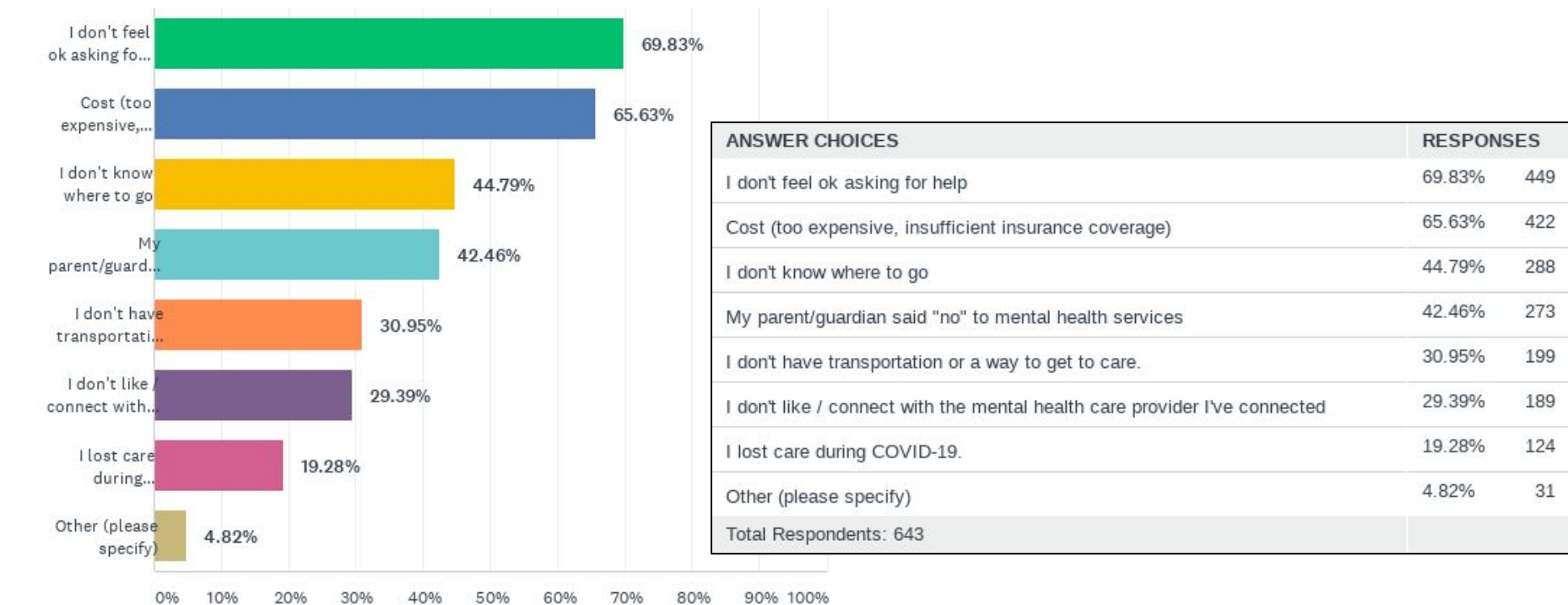
Answered: 650 Skipped: 261

| ANSWER CHOICES | RESPONSES | |
|---|-----------|-----|
| I don't know what they do | 45.85% | 298 |
| The school counselors support students' mental health | 41.38% | 269 |
| There's a clinic / mental health center at/in my school. | 12.77% | 83 |
| They hold assemblies about mental health | 12.62% | 82 |
| They provide an outlet for us to express ourselves | 12.00% | 78 |
| Other (please specify) | 10.00% | 65 |
| They offer classes about mental health, self care, and other stress reducing techniques | 7.69% | 50 |
| Total Respondents: 650 | | |

Mental Health - Access to Care

What do you think keeps people from accessing mental health care if they need it?

Answered: 643 Skipped: 268



VOX ATL's Impact:

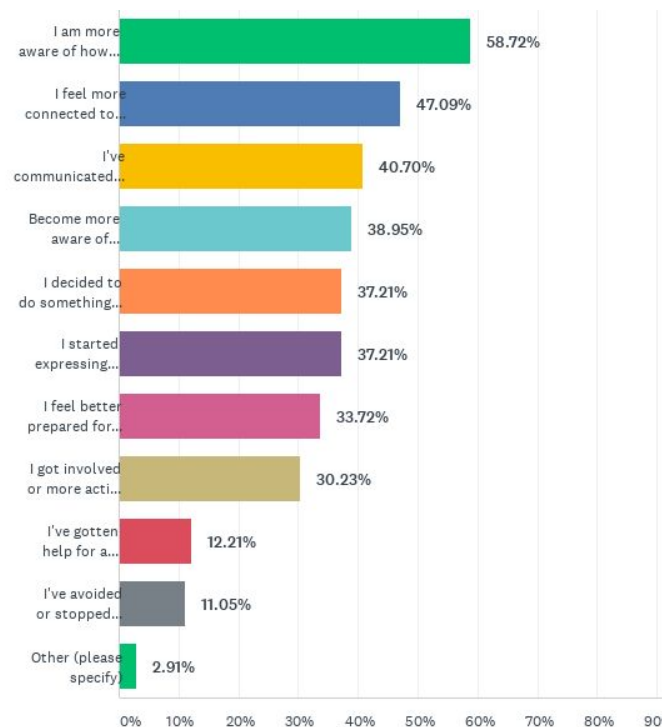
How do you connect with VOX ATL? Check all that apply.

Answered: 748 Skipped: 163

| ANSWER CHOICES | RESPONSES | |
|---|-----------|-----|
| I do not connect with VOX | 63.50% | 475 |
| I read VOX ATL's digital content (voxatl.org) | 19.92% | 149 |
| I follow VOX ATL on IG | 18.05% | 135 |
| Other (please specify) | 6.55% | 49 |
| I read the print newspaper | 5.35% | 40 |
| I listen to VOX ATL's Podcasts | 5.35% | 40 |
| I follow VOX ATL's YouTube Channel | 5.35% | 40 |
| I go to VOX ATL's in-person events | 4.28% | 32 |
| Total Respondents: 748 | | |

VOX ATL Impact: Has reading VOX helped you with any of the following? Check all that apply.

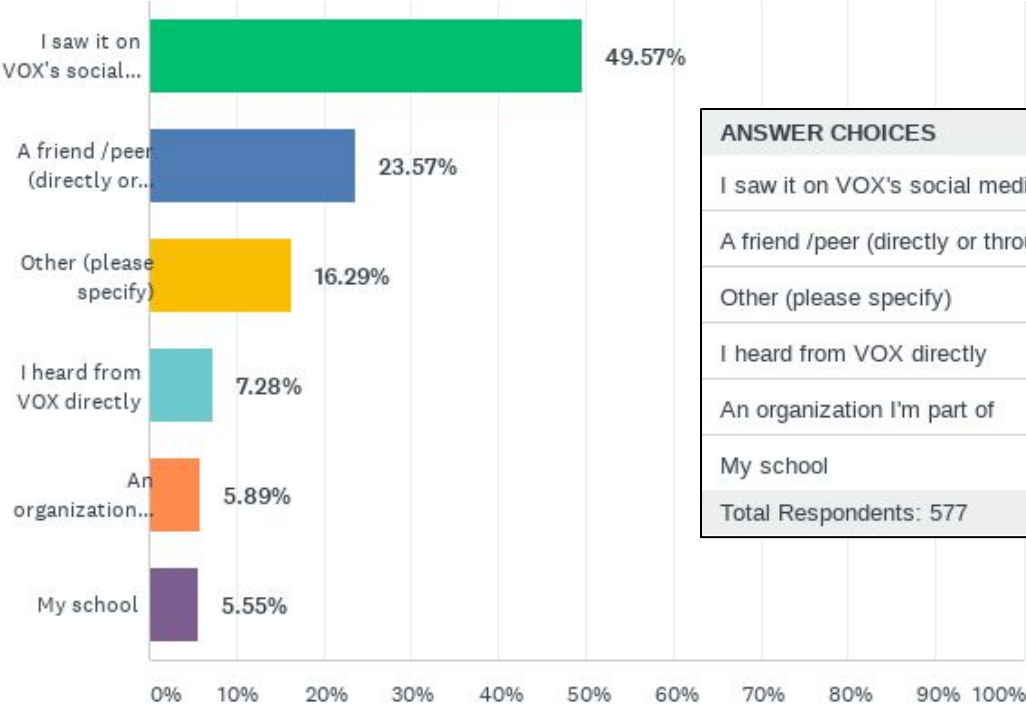
Answered: 172 Skipped: 739



| ANSWER CHOICES | RESPONSES | |
|--|-----------|-----|
| I am more aware of how to get involved in the community. | 58.72% | 101 |
| I feel more connected to my peers, less alone. | 47.09% | 81 |
| I've communicated with friends or family about some of the topics in VOX ATL. | 40.70% | 70 |
| Become more aware of resources for self-help or for helping a friend. | 38.95% | 67 |
| I decided to do something positive (talk with a friend, see a counselor, change a habit, volunteer, speak up for yourself or a friend, apply to college) | 37.21% | 64 |
| I started expressing myself more. | 37.21% | 64 |
| I feel better prepared for life after high school. | 33.72% | 58 |
| I got involved or more active in my community. | 30.23% | 52 |
| I've gotten help for a problem, such as depression or anxiety. | 12.21% | 21 |
| I've avoided or stopped activities that could be risky or harmful (such as having unprotected sex, using drugs, or sexting) | 11.05% | 19 |
| Other (please specify) | 2.91% | 5 |
| Total Respondents: 172 | | |

How'd you hear about this survey? (Check all that apply)

Answered: 577 Skipped: 334



| ANSWER CHOICES | RESPONSES | |
|---|-----------|-----|
| I saw it on VOX's social media | 49.57% | 286 |
| A friend /peer (directly or through social media) | 23.57% | 136 |
| Other (please specify) | 16.29% | 94 |
| I heard from VOX directly | 7.28% | 42 |
| An organization I'm part of | 5.89% | 34 |
| My school | 5.55% | 32 |
| Total Respondents: 577 | | |